

## OPTION 2: PRINT THE MEASURING GUIDE AND MATCH YOUR RING

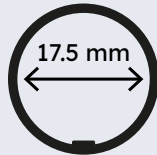
- Print the graphic below in A4 format at a 1:1 scale.
- Using a ruler or tape measure, verify that the printout is the correct size.



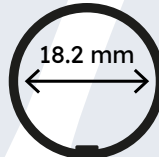
- Place a ring that fits well on your chosen finger onto the patterns on the printout and match it to the closest size.
- Read the result from the printout and select the mRing in the corresponding size.



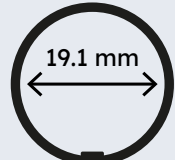
Size 6



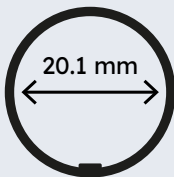
Size 7



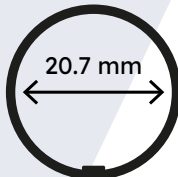
Size 8



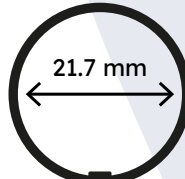
Size 9



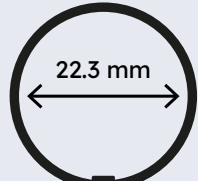
Size 10



Size 11



Size 12



Size 13

Width: 8.5 mm  
Thickness: 2.4 mm